


# Mailed Memory – 3 sounds of ed Level 1



**LAB**  
**LEARNING CLINIC**



# Mailed Memory – 3 sounds of ed Level 1

## Setting up this resource

I suggest, where possible, you print the cards on cardboard. Once printed, cut out the cards and place down in columns.

## How to play

Players take it in turns to flip over 2 cards at a time. The goal is to match the same ending sound. Either /ed/, /d/ or /t/.

Each player takes it in turns to flip over two cards and match the final ed sound. *Please note the words do not need to match, just the final sound.*

If a player gets a match they place the pair to the side and this is classed a 1 point. If it is not a match the player turns the cards back over, it is now the other players turn.


If a player flip's over a Mail card. They have to spell the opposing card (must not look at the card to spell). If they spell it correctly they keep both cards. If it is spelled incorrectly both cards return to the memory game. It is now the other players turn.

When all cards have been paired up the player with the most matches(points) wins.

# Spelling Sheet




A large, empty rectangular area with a thin black border, intended for writing or drawing.




Mailed Memory

— Learning Difficulties Specialists—




Mailed Memory

— Learning Difficulties Specialists—




Mailed Memory

— Learning Difficulties Specialists—




Mailed Memory

— Learning Difficulties Specialists—




Mailed Memory

— Learning Difficulties Specialists—




Mailed Memory

— Learning Difficulties Specialists—




Mailed Memory

— Learning Difficulties Specialists—




Mailed Memory

— Learning Difficulties Specialists—



Mailed Memory

— Learning Difficulties Specialists—



Mailed Memory

— Learning Difficulties Specialists—



handed

— Learning Difficulties Specialists—



twisted

— Learning Difficulties Specialists—



yelled

— Learning Difficulties Specialists—



kissed

— Learning Difficulties Specialists—



tested

— Learning Difficulties Specialists—



blinked

— Learning Difficulties Specialists—



missed

— Learning Difficulties Specialists—



funded

— Learning Difficulties Specialists—



ended

— Learning Difficulties Specialists—



licked

— Learning Difficulties Specialists—



wished

— Learning Difficulties Specialists—



planted

— Learning Difficulties Specialists—



folded

— Learning Difficulties Specialists—



acted

— Learning Difficulties Specialists—



fished

— Learning Difficulties Specialists—



jumped

— Learning Difficulties Specialists—



fizzed

— Learning Difficulties Specialists—



slumped

— Learning Difficulties Specialists—



panted

— Learning Difficulties Specialists—



washed

— Learning Difficulties Specialists—



fixed

— Learning Difficulties Specialists—



tinted

— Learning Difficulties Specialists—



hinted

— Learning Difficulties Specialists—



filled

— Learning Difficulties Specialists—



tricked

— Learning Difficulties Specialists—



handed

— Learning Difficulties Specialists—



asked

— Learning Difficulties Specialists—



helped

— Learning Difficulties Specialists—



drilled

— Learning Difficulties Specialists—



ended

— Learning Difficulties Specialists—

# Thank You!

Thank you for downloading this resource. We hope it has met your expectations.

## Terms of Use

Please note, this product is for personal use by a single teacher or parent.

### You may

- Use this product for your own classroom/ students/ children
- Copy for use in your classroom by you students

### You May Not

- Give this product to others
- Copy this product for use by others
- Post this product to a website
- Copy or modify any part of this product to offer others for free or for sale.

© Copyright 2020. LAB Learning Clinic.



[www.lablearningclinic.com.au](http://www.lablearningclinic.com.au)